

Analyzing Large-Scale Multiuser Molecular Communication via 3-D Stochastic Geometry

Yansha Deng, *Member, IEEE*, Adam Noel, *Member, IEEE*, Weisi Guo, *Senior Member, IEEE*, Arumugam Nallanathan, *Fellow, IEEE*, and Maged Elkhshlan, *Member, IEEE*

Abstract—Information delivery using chemical molecules is an integral part of biology at multiple distance scales and has attracted recent interest in bioengineering and communication theory. Potential applications include cooperative networks with a large number of simple devices that could be randomly located (e.g., due to mobility). This paper presents the first tractable analytical model for the collective signal strength due to randomly placed transmitters in a 3-D large-scale molecular communication system, either with or without degradation in the propagation environment. Transmitter locations in an unbounded and homogeneous fluid are modeled as a homogeneous Poisson point process. By applying stochastic geometry, analytical expressions are derived for the expected number of molecules absorbed by a fully absorbing receiver or observed by a passive receiver. The bit error probability is derived under ON/OFF keying and either a constant or adaptive decision threshold. Results reveal that the combined signal strength increases proportionately with the transmitter density, and the minimum bit error probability can be improved by introducing molecule degradation. Furthermore, the analysis of the system can be generalized to other receiver designs and other performance characteristics in large-scale molecular communication systems.

Index Terms—Large-scale molecular communication system, absorbing receiver, passive receiver, 3D stochastic geometry.

I. INTRODUCTION

MOLECULAR communication via diffusion has attracted significant bioengineering and communication engineering research interest in recent years [2]. Messages are delivered via molecules undergoing random walks [3], which is a prevalent phenomenon in biological systems and between

organisms [4] across multiple distance scales, offering transmit energy and signal propagation advantages over wave-based communications [5]–[7]. More importantly, when compared to electromagnetic wave-based communication systems, molecular communication can be advantageous at very small dimensions or in specific environments, such as in salt water or human bodies.

Fundamentally, molecular communications involves modulating information on the physical properties (e.g., number, type, emission time) of a single molecule or group of molecules (such as pheromones, DNA, protein). When modulating the number of molecules, each messenger node will transmit information-bearing molecules via chemical pulses. According to the theory of Brownian motion, the average displacement of each molecule is proportional to its diffusion time and the diffusion coefficient, however, the instantaneous displacement of each molecule differs and is usually described by the Normal distribution [8]. As such, a molecule emitted in a previous bit interval may arrive at the receiver during the current interval, thereby confusing the signal detection at the receiver with intersymbol interference (ISI).

Existing works have largely focused on modeling the signal strength of a point-to-point communication channel by taking into account the self-interference that arises from previous symbols (i.e., ISI) at a passive receiver [9], at a fully absorbing receiver [10], and at a reversible adsorption receiver [11]. Efforts to mitigate ISI include transmitting using two different types of molecules in consecutive bit intervals [12], and designing ISI-free codes [13].

Recent advances in bio-nanotechnology bring new opportunities for enabling molecular communication in new applications, such as drug delivery, environmental monitoring, and pollution control. One application example is that swarms of nano-robots could track specific targets, such as tumour cells, to perform operations such as targeted drug delivery [14]. In such a scenario, each nano-robot may receive the signal transmitted from multiple nano-robots. Thus, how to establish energy efficient and tether-less communication becomes an important research problem [15].

In nanonetworks, it is therefore important to provide a physical model for the collective signal strength at the receiver in a large-scale system, while taking into account random transmitter locations due to mobility. In [16], the collective signal strength of a multi-access communication channel at a passive receiver due to co-channel transmitters (i.e., transmitters emitting the same type of molecule) was measured given

Manuscript received September 13, 2016; revised May 9, 2017 and August 28, 2017; accepted August 30, 2017. Date of publication September 8, 2017; date of current version September 21, 2017. This paper was presented in part at the IEEE Global Telecommunications Conference, Washington, DC, USA, December 2016 [1]. The associate editor coordinating the review of this paper and approving it for publication was T. Melodia. (*Corresponding author: Yansha Deng.*)

Y. Deng is with the Department of Informatics, King's College London, London WC2R 2LS, U.K. (e-mail: yansha.deng@kcl.ac.uk).

A. Noel is with the School of Electrical Engineering and Computer Science, University of Ottawa, Ottawa, ON K1N 6N5, Canada (e-mail: anoel2@uottawa.ca).

W. Guo is with the School of Engineering, University of Warwick, West Midlands CV4 7AL, U.K. (e-mail: weisi.guo@warwick.ac.uk).

A. Nallanathan and M. Elkhshlan are with the School of Electronic Engineering and Computer Science, Queen Mary University of London, London E1 4NS, U.K. (e-mail: a.nallanathan@qmul.ac.uk; maged.elkhshlan@qmul.ac.uk).

Digital Object Identifier 10.1109/TMBMC.2017.2750145

the knowledge of their total number and locations. In [17], the capacity of the multiple access channel with a single bit emitted at each transmitter and a ligand-binding receiver was derived under the assumption of a deterministic diffusion channel model. The first work to consider randomly distributed co-channel transmitters in a 3D diffusion channel according to a spatial homogeneous Poisson point process (HPPP) is [18], where the probability density function (PDF) of the received power spectral density at a point receiver was derived based on the assumption of white Gaussian transmit signals. The analysis in [18] considers multiuser emission within a single transmission interval, and the presented results are Monte Carlo simulations.

From the perspective of receiver design, many works have focused on the passive receiver, which can observe and count the number of molecules inside the receiver without interfering with the molecules [9], [16], [18]. In nature, receivers commonly remove information molecules from the environment once they bind to a receptor. An ideal model is the fully absorbing receiver, which absorbs all the molecules hitting its surface [10], [11]. Unfortunately, no work has studied the channel characteristics and the received signal at a fully absorbing receiver in a large-scale molecular communication system, nor compared it with that at a passive receiver.

In this paper, we aim to provide an analytical model and bit error probability for the collective signal at the passive receiver and the fully absorbing receiver due to a swarm of active mobile point transmitters that simultaneously emit the same bit sequence. We extend our previous work in [1] by deriving the bit error probability of a constant threshold detector at both receivers under fixed threshold-based demodulation, and applying decision feedback detection (DFD) for performance improvement. Our new analysis takes into account the molecule degradation during diffusion based on the following three facts: 1) molecules are unlikely to persist for all time, and may be degraded by chemical reactions in a biological environment; 2) the constant transmitter density over unbounded space assumed in our analytical model implies that there is an infinite number of transmitters and that ISI increasingly accumulates, which isn't practical; 3) the molecule degradation will help to reduce the ISI and improve the probability of error.

The analytical results are obtained via the powerful tools of stochastic geometry in 3D space, which can characterize the average behavior over many spatial realizations of a network where the transmitter nodes are placed according to some probability distribution [19]. Just as we can analyze the network performance of a random field of transmitters in conventional wireless networks, we can also apply a similar rationale for analyzing the receiver performance due to a swarm of molecular transmitters. However, unlike [20] and [21], where the network performance is analyzed based on the distribution of the received signal-to-interference-plus-noise ratio (SINR) at a point receiver in 2D space, we seek the mean and distribution of the number of received molecules at a *spherical* receiver due to all transmitters in 3D space. By doing so, simple and tractable results can be obtained to reveal the key dependency of the molecular communication system

performance metrics with respect to the system parameters. This work and [1] are distinct from related work in [18], which focused on the statistics of the received signal at any *point* location. Our contributions can be summarized as follows:

- 1) Using stochastic geometry, we model the collective signal at a receiver in a 3D large-scale molecular communication system with or without molecule degradation, where the receiver is either passive or fully absorbing. To examine the impact of the signal from the nearest transmitter relative to the aggregate signal, we also derive the signals from the nearest transmitter and the other transmitters.
- 2) We derive a general expression for the expected net number of molecules observed at both types of receivers during any time interval. In order to gain insights about the impact of the transmitter density, the diffusion coefficient, and the receiver radius on the collective signal, we simplify the general expression to a *closed-form* expression for the expected net number of molecules absorbed at the fully absorbing receiver under molecule degradation.
- 3) We derive a general expression for the bit error probability at the passive or absorbing receiver in the proposed system with or without molecule degradation under ON/OFF keying. A simple detector requiring one sample per bit interval is considered as a preliminary design for the proposed large-scale system. Importantly, this general expression for the bit error probability can also be applied for other types of receivers by substituting the corresponding channel response.
- 4) We focus on Monte Carlo simulation approaches to verify our analytical results, and we also compare Monte Carlo simulation to particle-based simulation of the large-scale molecular communication system. It is shown that the expected number of molecules observed at both types of receivers increases linearly with increasing transmitter density. We also show that the minimum bit error probability of both receivers can be improved by introducing molecule degradation.

The rest of this paper is organized as follows. In Section II, we introduce the system model. In Section III, we present the channel impulse response of information molecules in the large-scale molecular communication system. In Section IV, we derive the exact and asymptotic net number of absorbed molecules expected at the surface of the absorbing receiver, and the exact number of molecules observed inside the passive receiver in the large-scale molecular communication system. In Section V, we derive the bit error probability of the proposed system with a simple detector requiring one sample per bit. In Section VI, we present the numerical and simulation results. In Section VII, we conclude the contributions of this paper.

II. SYSTEM MODEL

In Fig. 1, we consider a 3D diffusion-based molecular communication system with a single receiver located at the origin under joint transmission by a swarm of point transmitters, which are spatially distributed outside the receiver in $\mathbb{R}^3/V_{\Omega_r}$

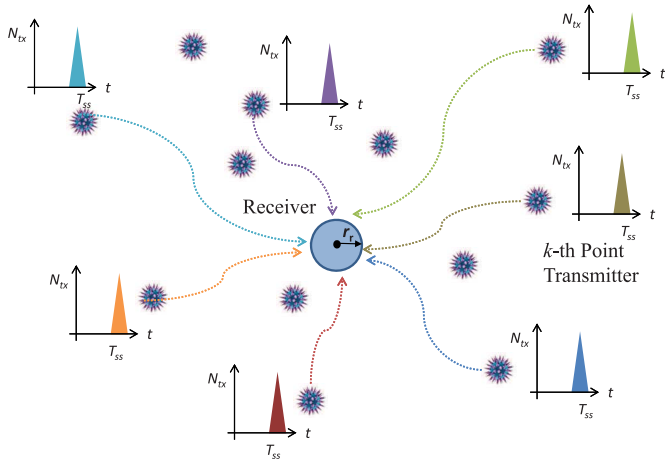


Fig. 1. Illustration of a receiver receiving molecular pulse signals from point transmitters at different distances.

according to an independent and homogeneous Poisson point process (HPPP)¹ Φ_a with density λ_a , where $V_{\Omega_{r_r}}$ is the volume of receiver Ω_{r_r} with $V_{\Omega_{r_r}} = 4\pi r_r^3/3$. HPPP has been widely used to model wireless sensor networks [20], [22], homogeneous and heterogeneous cellular networks [19], [23], and has also been applied to model bacterial colonies in [24] and the interference sources in a molecular communication system [18]. We note that we focus on an unbounded fluid environment with uniform diffusion and no flow currents to provide a baseline for the design of more complicated scenarios in future works.

We consider a spherical receiver that is either passive [6], [25] or fully absorbing [26]. The fully absorbing receiver is covered with selective independent receptors, which are only sensitive to a single type of information molecule. Similar to [11] and [26], we assume that there is no physical limitation on the number of receptors on the surface of the receiver, which is an appropriate assumption for a system with a sufficiently large number of receptors or small number of absorbed molecules. Any information molecule that diffuses into the sphere is absorbed by a receptor and counted for information demodulation. The passive receiver is covered with a transparent membrane that is permeable to the information molecules passing by, and the number of information molecules inside the receiver can be counted for information demodulation as in [16].

Even though this work considers a molecular communication system with a single receiver, it provides fundamental insights that can be applied to consider systems with multiple transceivers in future work. For example, in the case of multiple passive receivers following HPPP, the expected number of molecules inside any passive receiver with the same radius will be equivalent due to the Slivnyak-Mecke's theorem [27]. In other words, the presence of multiple passive receivers will not influence the observations at each passive

¹This model is also valid for spherical transmitters with transparent membranes, where the locations of the point process are the molecule emission points.

receiver, due to its transparent membrane. This is also consistent with the stochastic geometry work on cellular networks, where the average ergodic rate of an arbitrary random mobile user is expressed using a single expression [21]. However, for the case of multiple absorbing receivers, the numbers of molecules absorbed by each absorbing receiver is not independent; in other words, the presence or absence of an absorbing receiver influences the numbers of molecules absorbed by other absorbing receivers. For a system of absorbing receivers, the average observation will be harder to characterize, but understanding the single receiver system is still the first step.

A molecular communication system typically includes five processes: emission, propagation, reception, modulation, and demodulation, which are presented in detail in the following subsections for the absorbing receiver and the passive receiver, respectively.

A. Emission & Modulation

Applying ON/OFF keying as in [11] and [26], each transmitter delivers molecular signal pulses with N_{tx} type S information molecules to the receiver at the start of each bit interval to represent transmit bit-1, and emits zero molecules to deliver bit-0. Here, a global clock is assumed at each transmitter such that the molecule emissions at all the transmitters are synchronized with the same bit sequences², and can only occur at the start of a bit interval as in [18]. Asynchronous emission can be evaluated similarly to synchronous emission by allowing transmitters to release molecules at the start of intervals that are much smaller than the bit interval, and scaling the transmitter density accordingly.

1) *Absorbing Receiver*: In the absorbing receiver scenario, we assume spherical symmetry, where the transmitter is *effectively* a point on the spherical shell with radius r_0 away from the center of receiver and the molecules are released from random points over the shell at $t = 0$; the actual angle to the transmitter when a molecule hits the receiver is irrelevant. Thus, we define the initial condition as [28, eq. (3.61)]

$$C^{FA}(r, t \rightarrow 0|r_0) = \frac{1}{4\pi r_0^2} \delta(r - r_0), \quad (1)$$

where $C^{FA}(r, t \rightarrow 0|r_0)$ is the molecule distribution function at time $t \rightarrow 0$ and distance r with initial distance r_0 .

According to (1), there is spherical symmetry that makes the molecules initially distributed with equal probability over a spherical surface at distance r_0 from the receiver. Mathematically, Eq. (1) represents the impulse response averaged over the surface area of the ball, where $4\pi r_0^2$ is the surface area of the ball centered at the center of receiver. The direct interpretation is that, due to spherical symmetry, a shell transmitter is analogous to a point transmitter. As an example, consider an absorbing receiver and two molecules that are initially placed at two points equidistant from the receiver. Each

²One application is that nanomachines could send the same molecular signal upon sensing some threshold value in the environment [18]. Perfect synchronization between all transmitters is an idealization that facilitates the analysis and leads to tractable results. However, it is not essential for the accuracy of our results, since the distribution in molecule arrival times is primarily determined by the transmitter locations.

molecule has the same probabilistic trajectory for hitting the receiver. Since they are equidistant from the receiver, we can merge them to a single point source to achieve the same result.

2) *Passive Receiver*: In the passive receiver scenario, we assume an asymmetric spherical model, which accounts for the actual angle of the molecule inside the passive receiver. The information particles are injected into the fluid environment by a transmitter located at \vec{r} away from the center of the passive receiver [8].

B. Diffusion Under Molecule Degradation

The diffusion of molecules in the propagation process follows random Brownian motion. With a sufficiently low concentration of information molecules in the fluid environment, the collisions between these molecules can be ignored and the molecules propagate independently with constant diffusion coefficient³ D . This concentration changes over time due to diffusion as described by Fick's second law, and determines the spatial and temporal variation of non-uniform distributions of particles [8, Ch.2].

To reduce the ISI, we introduce molecule degradation that can occur at any time via a chemical reaction mechanism in the form of [25], [30], [31]



where k_d is the degradation rate in s^{-1} , and P is another type of molecule that cannot be recognized by either type of receiver. The degradation rate k_d relates to the half-life ($\Lambda_{1/2}$) of messenger molecules via $k_d = \frac{\ln 2}{\Lambda_{1/2}}$, and $k_d = 0$ corresponds to the no degradation case.

C. Reception

1) *Absorbing Receiver*: Any information molecules that hit the absorbing receiver will be captured for information demodulation. This reception process at the fully absorbing receiver can be described as [28, eq. (3.64)]

$$D \frac{\partial (C^{\text{FA}}(r, t|r_0))}{\partial r} \Big|_{r=r_r^+} = k C^{\text{FA}}(r_r, t|r_0), k \rightarrow \infty \quad (3)$$

where k is the absorption rate (in $\text{length} \times \text{time}^{-1}$).

2) *Passive Receiver*: With a transparent membrane at the passive receiver, the information molecules can bypass the surface of the passive receiver freely, and molecules within the receiver can be counted at any time [8].

D. Demodulation

For equivalent comparison, the number of molecules absorbed by the surface of the absorbing receiver and the number of observed molecules inside the passive receiver at the end of each bit interval are collected for information demodulation. More details of the demodulation at each type of receiver are described as follows.

³The diffusion coefficient can be obtained via experiment or estimated via the Stokes-Einstein equation for spherical molecules [29, Ch. 5].

1) *Demodulation Criterion at the Absorbing Receiver*: With spherical symmetry, we only need to focus on the number of molecules absorbed by the surface of the receiver $r = r_r$. We consider an absorbing receiver that is capable of counting the net number of molecules absorbed by the surface of the receiver as in [11] by subtracting the number of absorbed molecules at the end of the previous bit interval from that at the end of the current bit interval. The net number of molecules absorbed over the j th bit interval $N_{\text{net}}^{\text{FA}}[j]$ is demodulated as the received signal of the j th bit ($N^{\text{Rx}}[j] = N_{\text{net}}^{\text{FA}}[j]$). This is because for the *single* bit transmission at $t = 0$, as time increases, the number of absorbed molecules increases, which results in increasing ISI, whereas the average net number of absorbed molecules in a given bit interval T_b becomes a constant value as T_b goes to infinity in a large-scale molecular communication system as shown in Section IV.

2) *Demodulation Criterion at the Passive Receiver*: With a transparent membrane, the passive receiver is assumed to be capable of counting the number of molecules currently inside the passive receiver at the end of the j th bit interval $N_{\text{cur}}^{\text{PA}}[j]$ for information demodulation ($N^{\text{Rx}}[j] = N_{\text{cur}}^{\text{PA}}[j]$). This is because the *current* number of observed molecules inside the receiver can remain at a comparable value for a long time in the large-scale molecular communication system as will be shown in Fig. 3 in Section VI. For this reason, we only use a simple detector design with one sample collected at the end of each bit interval rather than multiple samples in each bit interval.

3) *Demodulation Schemes at Both Receivers*: We first consider a fixed threshold-based demodulation with the same decision threshold N_{th} for all bits at both types of receivers, where the receiver demodulates the received signal as bit-1 if $N^{\text{Rx}}[j] \geq N_{\text{th}}$, and demodulates the received signal as bit-0 if $N^{\text{Rx}}[j] < N_{\text{th}}$. In the fixed threshold-based demodulation, the received molecules $N^{\text{Rx}}[j]$ will accumulate as more bits are transmitted and molecules arrive from more distant transmitters, and inevitably impair the system reliability as ISI.

To remove this accumulation, we then consider the demodulation scheme using a DFD [32] with the decision threshold N_{th} at both types of receivers in Section VI, based on the subtraction between N^{Rx} in the current bit and that in the previous bit. More specifically, the receiver demodulates the received signal as bit-1 if $\{N^{\text{Rx}}[j] - N^{\text{Rx}}[j-1]\} \geq N_{\text{th}}$, and demodulates the received signal as bit-0 if $\{N^{\text{Rx}}[j] - N^{\text{Rx}}[j-1]\} < N_{\text{th}}$.

III. CHANNEL IMPULSE RESPONSE

In this section, we present the channel impulse responses at the absorbing receiver and at the passive receiver in the large-scale molecular communication system due to the single bit-1 transmission at each point transmitter.

A. Absorbing Receiver

1) *Point-to-Point System*: We first provide the background for the receiver observation of a single point transmitter located distance r_0 away from the center of the absorbing receiver. To do so, we calculate the rate of absorption at the surface of the absorbing receiver due to the transmitter at

distance r_0 via [28, eq. (3.106)]

$$K(t|r_0) = 4\pi r_r^2 D \frac{\partial C^{\text{FA}}(r, t|r_0)}{\partial r} \Big|_{r=r_r}, \quad (4)$$

where the molecule distribution function

$$C^{\text{FA}}(r, t|r_0) = \frac{1}{4\pi r r_0} \frac{1}{\sqrt{4\pi D t}} \left(e^{-\frac{(r-r_0)^2}{4Dt}} - e^{-\frac{(r+r_0-2r_r)^2}{4Dt}} \right), \quad (5)$$

is derived in [28].

Substituting (5) into (4), the first hitting probability is derived as

$$K(t|r_0) = \frac{r_r}{r_0} \frac{1}{\sqrt{4\pi D t}} \frac{r_0 - r_r}{t} e^{-\frac{(r_0-r_r)^2}{4Dt}}. \quad (6)$$

Taking into account molecule degradation, the fraction of molecules absorbed by the receiver due to a transmitter at distance r_0 during any sampling interval $[t, t + T_{ss}]$ with a single impulse pulse occurring at $t = 0$ reduces to

$$F^{\text{FA}}(\Omega_{r_r}, t, t + T_{ss}|r_0) = F^{\text{FA}}(\Omega_{r_r}, 0, t + T_{ss}|r_0) - F^{\text{FA}}(\Omega_{r_r}, 0, t|r_0), \quad (7)$$

where

$$\begin{aligned} F^{\text{FA}}(\Omega_{r_r}, 0, t|r_0) &= \int_0^t K(t|r_0) e^{-k_d t} dt \\ &= \frac{r_r}{r_0} \exp\left(-\sqrt{\frac{k_d}{D}}(r_0 - r_r)\right) - \frac{r_r}{2r_0} \exp\left(-\sqrt{\frac{k_d}{D}}(r_0 - r_r)\right) \\ &\quad \left[\operatorname{erf}\left(\frac{r_0 - r_r}{\sqrt{4Dt}} - \sqrt{k_d t}\right) + \exp\left(2\sqrt{\frac{k_d}{D}}(r_0 - r_r)\right) \right. \\ &\quad \left. \left(\operatorname{erf}\left(\frac{r_0 - r_r}{\sqrt{4Dt}} + \sqrt{k_d t}\right) - 1 \right) + 1 \right]. \end{aligned} \quad (8)$$

We note that (8) is derived following the method for the point-to-point system in [30, eq. (12)]. We see that increasing k_d decreases the fraction of molecules absorbed by the absorbing receiver.

Without molecule degradation ($k_d = 0$), $F^{\text{FA}}(\Omega_{r_r}, 0, t|r_0)$ simplifies to [26, eq. (32)]

$$F^{\text{FA}}(\Omega_{r_r}, 0, t|r_0) = \frac{r_r}{r_0} \operatorname{erfc}\left\{\frac{r_0 - r_r}{\sqrt{4Dt}}\right\}. \quad (9)$$

2) *Large-Scale System*: In our proposed large-scale system, the center of an absorbing receiver is fixed at the origin of a 3D fluid environment.

Using the Slivnyak-Mecke's theorem [27], the fraction of absorbed molecules at the receiver during any sampling interval $[t, t + T_{ss}]$ due to an *arbitrary* point transmitter x at the location \mathbf{x} emitting a single pulse at $t = 0$ $F^{\text{FA}}(\Omega_{r_r}, t, t + T_{ss}|\|\mathbf{x}\|)$ can be obtained via (8), where $\|\mathbf{x}\|$ is the distance between the point transmitter and the center of the receiver where the transmitters follow a HPPP.

Recalling that the propagation of each molecule is independent, the cumulative fraction $F_{\text{all}}^{\text{FA}}$ of absorbed molecules at the receiver during any sampling interval $[t, t + T_{ss}]$ due to all

active point transmitters emitting a single pulse at $t = 0$ can be formulated as

$$F_{\text{all}}^{\text{FA}}(\Omega_{r_r}, t, t + T_{ss}) = \sum_{x \in \Phi_a} F^{\text{FA}}(\Omega_{r_r}, t, t + T_{ss}|\|\mathbf{x}\|), \quad (10)$$

where $F^{\text{FA}}(\Omega_{r_r}, t, t + T_{ss}|\|\mathbf{x}\|)$ can be obtained from (8).

The expected *net* number of molecules absorbed by the receiver during any sampling interval $[t, t + T_{ss}]$ due to all of the active point transmitters emitting a single pulse at $t = 0$ can be calculated as

$$\mathbb{E}\left\{N_{\text{all}}^{\text{FA}}(\Omega_{r_r}, t, t + T_{ss})\right\} = N_{\text{tx}} \mathbb{E}\left\{F_{\text{all}}^{\text{FA}}(\Omega_{r_r}, t, t + T_{ss})\right\}, \quad (11)$$

where $N_{\text{all}}^{\text{FA}}(\Omega_{r_r}, t, t + T_{ss})$ is the net number of absorbed molecules, and $F_{\text{all}}^{\text{FA}}(\Omega_{r_r}, t, t + T_{ss})$ is given in (10).

It is well known that the distance between the transmitter and the receiver in molecular communication is the main contributor to the signal strength. In the absence of flow, the nearest transmitter will provide the strongest signal for the receiver. In order to examine the impact of the signal from the nearest transmitter on the received signal in the large-scale molecular communication system, we present the expected number of absorbed molecules at this receiver during any sampling interval $[t, t + T_{ss}]$ due to a single pulse emission by the *nearest* transmitter as

$$\mathbb{E}_{\text{u}}^{\text{FA}} = \mathbb{E}\left\{F^{\text{FA}}(\Omega_{r_r}, t, t + T_{ss}|\|\mathbf{x}^*\|)\right\}, \quad (12)$$

where $\|\mathbf{x}^*\|$ denotes the distance between the receiver and the nearest transmitter,

$$\mathbf{x}^* = \arg \min_{x \in \Phi_a} \|\mathbf{x}\|, \quad (13)$$

\mathbf{x}^* denotes the nearest point transmitter for the receiver, and Φ_a denotes the set of active transmitters' positions.

To examine the impact of the aggregate signal from the remaining transmitters, we present the expected number of absorbed molecules at this receiver during any sampling interval $[t, t + T_{ss}]$ due to single pulse emissions by the other transmitters as

$$\mathbb{E}_{\text{o}}^{\text{FA}} = \mathbb{E}\left\{\sum_{x \in \Phi_a/\mathbf{x}^*} F^{\text{FA}}(\Omega_{r_r}, t, t + T_{ss}|\|\mathbf{x}\|)\right\}, \quad (14)$$

where $F^{\text{FA}}(\Omega_{r_r}, t, t + T_{ss}|\|\mathbf{x}\|)$ is given in (8).

B. Passive Receiver

1) *Point-to-Point System*: In a point-to-point molecular communication system with a single point transmitter located at \vec{r} relative to the center of a passive receiver with radius r_r , the local point concentration at the center of the passive receiver at time t due to a single pulse emission by the transmitter occurring at $t = 0$ is given as [33, eq. (4.28)]

$$C(\Omega_{r_r}, t|\vec{r}) = \frac{1}{(4\pi D t)^{3/2}} \exp\left(-\frac{|\vec{r}|^2}{4Dt}\right), \quad (15)$$

where $\vec{r} = [x, y, z]$, and $[x, y, z]$ are the coordinates along the three axes.

The fraction of molecules observed inside the passive receiver with volume $V_{\Omega_{r_r}}$ at time t is denoted as

$$F^{\text{PS}}(\Omega_{r_r}, t | \vec{r}) = \int_{\Omega_{r_r}} C(\Omega_{r_r}, t | \vec{r}) d\Omega_{r_r}. \quad (16)$$

In most molecular communication literature considering a passive receiver, the uniform concentration assumption inside the passive receiver is applied, which immediately results in the fraction of observed molecules inside the passive receiver as

$$F^{\text{PS}}(\Omega_{r_r}, t | \vec{r}) \approx C(\Omega_{r_r}, t | \vec{r}) V_{\Omega_{r_r}}, \quad (17)$$

however, this result relies on the receiver being sufficiently far from the transmitter (see [34]), which we *cannot* guarantee here since the transmitters are placed randomly.

With the actual *non-uniform* concentration inside the passive receiver, the fraction of observed molecules inside the passive receiver is calculated as

$$F^{\text{PS}}(\Omega_{r_r}, t | \vec{r}) = \int_0^{r_r} \int_0^{2\pi} \int_0^{\pi} C(\Omega_{r_r}, t | \vec{r}) r^2 \sin \theta d\theta d\phi dr. \quad (18)$$

The molecule degradation introduces a decaying exponential term as in [25, eq. (10)]. Therefore, according to (18) and [34, Th. 2], the fraction F^{PS} of molecules observed inside the passive receiver at time t due to a single pulse emission by a transmitter at r_0 away from the center of a passive receiver with radius r_r at time $t = 0$ is derived as

$$F^{\text{PS}}(\Omega_{r_r}, t | r_0) = e^{-k_d t} \left[\frac{1}{2} \left[\operatorname{erf}\left(\frac{r_r - r_0}{2\sqrt{Dt}}\right) + \operatorname{erf}\left(\frac{r_r + r_0}{2\sqrt{Dt}}\right) \right] + \frac{\sqrt{Dt}}{\sqrt{\pi} r_0} \left[\exp\left(-\frac{(r_r + r_0)^2}{4Dt}\right) - \exp\left(-\frac{(r_r - r_0)^2}{4Dt}\right) \right] \right]. \quad (19)$$

We see from (19) that increasing k_d decreases the fraction of molecules observed at the passive receiver.

2) *Large-Scale System*: In the large-scale molecular communication system with a passive receiver centered at the origin, the fraction F^{PS} of molecules observed inside the passive receiver at time T_{ss} due to an *arbitrary* point transmitter x at the location \mathbf{x} emitting a single pulse at $t = 0$, $F^{\text{PS}}(\Omega_{r_r}, t | \|\mathbf{x}\|)$ can be obtained using (19).

Due to the independent propagation of each molecule, the expected number of molecules observed inside the receiver at time T_{ss} due to a single pulse emission by *all* transmitters at $t = 0$ is given as

$$\mathbb{E}\left\{N_{\text{all}}^{\text{PS}}(\Omega_{r_r}, T_{ss})\right\} = \underbrace{N_{\text{tx}} \mathbb{E}\left\{F^{\text{PS}}(\Omega_{r_r}, T_{ss} | \|\mathbf{x}^*\|)\right\}}_{\mathbb{E}_{\mathbf{u}}^{\text{PS}}} + \underbrace{N_{\text{tx}} \mathbb{E}\left\{\sum_{x \in \Phi_a/x^*} F^{\text{PS}}(\Omega_{r_r}, T_{ss} | \|\mathbf{x}\|)\right\}}_{\mathbb{E}_{\mathbf{o}}^{\text{PS}}}, \quad (20)$$

where $F^{\text{PS}}(\Omega_{r_r}, T_{ss} | \|\mathbf{x}\|)$ is obtained using (19), $\mathbb{E}_{\mathbf{u}}^{\text{PS}}$ is the expected number of molecules observed inside the receiver at time T_{ss} due to the nearest transmitter, and $\mathbb{E}_{\mathbf{o}}^{\text{PS}}$ is the expected number of molecules observed inside the receiver at time T_{ss} due to the other transmitters.

IV. RECEIVER OBSERVATIONS

In this section, we first derive the distance distribution between the receiver and the nearest point transmitter. Throughout this section, we focus on the receiver observations at the receivers due to a single emission at each point transmitter at $t = 0$. To understand the impact of individual TXs relative to the aggregate signal, we derive exact expressions for the expected number of molecules observed at the receiver due to the nearest point transmitter and that due to the other transmitters. We then present exact expressions for the expected number of molecules observed at the receiver due to all transmitters.

A. Distance Distribution

Unlike the stochastic geometry modelling of wireless networks, where the transmitters are randomly located in unbounded space, we impose that the point transmitters in a molecular communication system can only be distributed *outside* the surface of the spherical receiver. Taking into account the minimum distance r_r between point transmitters and the receiver center, we derive the PDF of the shortest distance between a point transmitter and the receiver with radius r_r in the following proposition.

Proposition 1: The PDF of the shortest distance between any point transmitter and the receiver with radius r_r in 3D space is

$$f_{\|\mathbf{x}^*\|}(x) = 4\lambda_a \pi x^2 e^{-\lambda_a \left(\frac{4}{3}\pi x^3 - \frac{4}{3}\pi r_r^3\right)}. \quad (21)$$

Proof: See Appendix A. ■

Based on the proof of Proposition 1, we also derive the PDF of the shortest distance between any point transmitter and the receiver in 2D space in the following lemma.

Corollary 1: The PDF of the shortest distance between any point transmitter and the receiver in 2D space is given by

$$f_{\|\mathbf{x}^*\|}(x) = 2\lambda_a \pi x e^{-\lambda_a (\pi x^2 - \pi r_r^2)}, \quad (22)$$

where $\lambda_a = \lambda \rho_a$.

With $r_r = 0$, Corollary 1 reduces to [21, eq. (19)].

B. General Expected Receiver Observations

In this subsection, we first derive simple expressions for the expected number of molecules observed at the receiver due to the nearest transmitter and the other transmitters to demonstrate their relative impact on the expected receiver observations.

Using Campbell's theorem [27, eq. (1.18)] and Proposition 1, the expected *net* number of molecules observed during any sampling interval $[t, t + T_{ss}]$ at the receiver due to the nearest transmitter and the other transmitters are derived as

$$\mathbb{E}_{\mathbf{u}} = 4\lambda_a \pi N_{\text{tx}} e^{\frac{4}{3}\pi r_r^3 \lambda_a} \int_{r_r}^{\infty} \Phi(r) r^2 \exp\left\{-\frac{4}{3}\pi r^3 \lambda_a\right\} dr, \quad (23)$$

and

$$\begin{aligned} \mathbb{E}_o &= (4\pi\lambda_a)^2 e^{\frac{4}{3}\pi r_r^3 \lambda_a} N_{\text{tx}} \int_{r_r}^{\infty} \int_x^{\infty} \Phi(r) r^2 dr \\ &\quad \times x^2 e^{-\frac{4}{3}\pi x^3 \lambda_a} dx, \end{aligned} \quad (24)$$

respectively, where

$$\Phi(r) = F^{\text{FA}}(\Omega_{r_r}, t, t + T_{ss} | r), \quad (25)$$

for the absorbing receiver, and

$$\Phi(r) = F^{\text{PS}}(\Omega_{r_r}, t + T_{ss} | r) - F^{\text{PS}}(\Omega_{r_r}, t | r), \quad (26)$$

for the passive receiver. In (25), $F_{\text{FA}}(\Omega_{r_r}, t, t + T_{ss})$ is the fraction of molecules absorbed by the absorbing receiver given in (7). In (26), $F_{\text{PS}}(\Omega_{r_r}, t)$ is the fraction of molecules observed inside the passive receiver given in (19). We observe that \mathbb{E}_u and \mathbb{E}_o both increase proportionally with the density of transmitters.

We now derive the expected net number of molecules observed at the receiver in the following theorem.

Theorem 1: The expected net number of molecules observed at the receiver during any sampling interval $[t, t + T_{ss}]$ due to all transmitters emitting single pulses at $t = 0$ is derived as

$$\mathbb{E}\{N_{\text{all}}(\Omega_{r_r}, t, t + T_{ss} | \|\mathbf{x}\|)\} = 4N_{\text{tx}}\pi\lambda_a \int_{r_r}^{\infty} \Phi(r) r^2 dr, \quad (27)$$

where $\Phi(r)$ is given in (25) for the absorbing receiver and (26) for the passive receiver.

Proof: See Appendix B. ■

From Theorem 1, we find that the expected net number of observed molecules at the receiver is linearly proportional to the density of transmitters, which will positively improve the peak observation, but negatively bring increased ISI.

C. Absorbing Receiver Without Molecule Degradation

To obtain additional insights, we now present the exact and asymptotic expressions for the expected net number of molecules absorbed by the absorbing receiver without molecule degradation in closed-form. We only consider the absorbing receiver here because it leads to a simple insightful expression.

Lemma 1: With $k_d = 0$, the expected net number of molecules absorbed by the absorbing receiver in 3D space during any sampling interval $[t, t + T_{ss}]$ is derived as

$$\begin{aligned} \mathbb{E}\{N_{\text{all}}^{\text{FA}}(\Omega_{r_r}, t, t + T_{ss})\} \\ = 4N_{\text{tx}}\sqrt{\pi}\lambda_a r_r \left[D\sqrt{\pi}T_{ss} + 2\sqrt{D}r_r \left(\sqrt{T_{ss} + t} - \sqrt{t} \right) \right]. \end{aligned} \quad (28)$$

The expected total number of molecules being absorbed by time t at the absorbing receiver in 3D space is derived as

$$\mathbb{E}\{N_{\text{all}}^{\text{FA}}(\Omega_{r_r}, 0, t)\} = 4N_{\text{tx}}\sqrt{\pi}\lambda_a r_r \left[Dt\sqrt{\pi} + 2r_r\sqrt{Dt} \right]. \quad (29)$$

Proof: See Appendix C. ■

From Lemma 1, we find that the expected net number of molecules absorbed by the absorbing receiver increases with increasing diffusion coefficient or receiver radius. As expected, we find that the expected *total* number of molecules absorbed by time t is always increasing with t and does not converge, even though there was only one release by each transmitter.

Next, we examine the asymptotic results for the expected net number of molecules absorbed by the absorbing receiver during any sampling interval $[t, t + T_{ss}]$ as $t \rightarrow \infty$ to find the maximum expected net number of absorbed molecules.

Lemma 2: With $k_d = 0$ and as $t \rightarrow \infty$, the expected net number of molecules absorbed by the absorbing receiver during any sampling interval $[t, t + T_{ss}]$ in 3D space is derived as

$$\mathbb{E}\{N_{\text{all}}^{\text{FA}}(\Omega_{r_r}, t, t + T_{ss})\} \stackrel{t \rightarrow \infty}{=} 4\pi N_{\text{tx}}\lambda_a r_r D T_{ss}. \quad (30)$$

Lemma 2 reveals that as time sufficiently increases, the expected net number of molecules absorbed by the absorbing receiver becomes a constant determined by the sampling interval. More importantly, this also reveals that the expected net number of absorbed molecules during the bit interval increases with the number of transmitted symbols (i.e., ISI).

V. ERROR PROBABILITY

In this section, we move from the expected receiver observations to the instantaneous receiver observations and the bit error probability of the large-scale molecular communication system with the absorbing receiver and the passive receiver under molecule degradation. This section focuses on simple detectors requiring one sample per bit, where the net number of molecules absorbed by the surface of the absorbing receiver during each bit interval, and the number of molecules observed inside the passive receiver at the end of each bit interval, are sampled for information demodulation. The bit error probability of the proposed system with a DFD involves the subtraction of two dependent variables as shown in Section II-D, which is analytically non-trivial to derive.

A. Instantaneous Absorbing Receiver Observations

We first present the net number of molecules absorbed by the receiver in the j th bit due to all the point transmitters Φ_a with multiple transmitted bits as

$$\begin{aligned} N_{\text{net}}^{\text{FA}}[j] &\sim \sum_{x \in \Phi_a} \sum_{i=1}^j b_i \\ &\quad \times B\left(N_{\text{tx}}, F^{\text{FA}}(\Omega_{r_r}, (j-i)T_b, (j-i+1)T_b | \|\mathbf{x}\|)\right), \end{aligned} \quad (31)$$

where $F^{\text{FA}}(\Omega_{r_r}, (j-i)T_b, (j-i+1)T_b | \|\mathbf{x}\|)$ can be obtained via (7), and b_i is the i th transmitted bit.

The sum of binomial random variables in (31) does not lend itself to easy evaluation, thus we apply the Poisson

approximation as in [11] to represent (31) as

$$N_{\text{net}}^{\text{FA}}[j] \sim P \left(N_{\text{tx}} \sum_{i=1}^j b_i \sum_{x \in \Phi_a} F^{\text{FA}}(\Omega_{r_r}, (j-i)T_b, (j-i+1)T_b | \|\mathbf{x}\|) \right). \quad (32)$$

B. Instantaneous Passive Receiver Observations

The number of molecules observed inside the passive receiver in the j th bit due to all the active point transmitters x with multiple transmitted bits is expressed as

$$N_{\text{cur}}^{\text{PS}}[j] \sim \sum_{x \in \Phi_a} \sum_{i=1}^j b_i B(N_{\text{tx}}, F^{\text{PS}}(\Omega_{r_r}, (j-i+1)T_b)), \quad (33)$$

where $F^{\text{PS}}(\Omega_{r_r}, (j-i+1)T_b | \|\mathbf{x}\|)$ can be obtained via (19).

Using the Poisson approximation, we write (33) as

$$N_{\text{cur}}^{\text{PS}}[j] \sim P \left(N_{\text{tx}} \sum_{i=1}^j b_i \sum_{x \in \Phi_a} F^{\text{PS}}(\Omega_{r_r}, (j-i+1)T_b | \|\mathbf{x}\|) \right). \quad (34)$$

C. General Bit Error Probability

Based on (32) and (34), we can unify the demodulation variable at both receivers for simplicity as

$$N[j] \sim P \left(\sum_{x \in \Phi_a} N_{\text{tx}} R(\Omega_{r_r}, j | \|\mathbf{x}\|) \right), \quad (35)$$

where

$$R(\Omega_{r_r}, j | \|\mathbf{x}\|) = \sum_{i=1}^j b_i F^{\text{FA}}(\Omega_{r_r}, (j-i)T_b, (j-i+1)T_b | \|\mathbf{x}\|), \quad (36)$$

for the absorbing receiver, and

$$R(\Omega_{r_r}, j | \|\mathbf{x}\|) = \sum_{i=1}^j b_i F^{\text{PS}}(\Omega_{r_r}, (j-i+1)T_b | \|\mathbf{x}\|), \quad (37)$$

for the passive receiver.

In (36) and (37), $F^{\text{FA}}(\Omega_{r_r}, (j-i)T_b, (j-i+1)T_b | \|\mathbf{x}\|)$ and $F^{\text{PS}}(\Omega_{r_r}, (j-i+1)T_b | \|\mathbf{x}\|)$ are given in (7) and (19), respectively.

Compared with the instantaneous receiver observations of a point-to-point system, the instantaneous receiver observations of a large-scale molecular communication system need to account for the statistics of random molecule arrivals from many randomly-placed transmitters. Based on (35), with the fixed threshold-based demodulation, the bit error probability of the j th randomly-transmitted bit is derived in the following theorem.

Theorem 2: The bit error probability of the large-scale molecular communication system in the j th bit is derived as

$$P_e[j] = P_1 P_e[\hat{b}_j = 0 | b_j = 1, b_{1:j-1}] + P_0 P_e[\hat{b}_j = 1 | b_j = 0, b_{1:j-1}], \quad (38)$$

where

$$P_e[\hat{b}_j = 0 | b_j = 1, b_{1:j-1}] \approx \exp \left\{ -4\pi\lambda_a \int_{r_r}^{\infty} (1 - \exp\{-N_{\text{tx}}R(\Omega_{r_r}, j|r)\}) r^2 dr \right\} \times \left[1 + \sum_{n=1}^{N_{\text{th}}-1} \sum_{k=1}^n \frac{1}{\prod_{k=1}^n n_k! k!^{n_k}} \prod_{k=1}^n \left[-4\pi\lambda_a \times \int_{r_r}^{\infty} (N_{\text{tx}}R(\Omega_{r_r}, j|r))^k \exp\{-N_{\text{tx}}R(\Omega_{r_r}, j|r)\} r^2 dr \right]^{n_k} \right], \quad (39)$$

and

$$P_e[\hat{b}_j = 1 | b_j = 0, b_{1:j-1}] \approx 1 - \exp \left\{ -4\pi\lambda_a \int_{r_r}^{\infty} (1 - \exp\{-N_{\text{tx}}R(\Omega_{r_r}, j|r)\}) r^2 dr \right\} \times \left[1 + \sum_{n=1}^{N_{\text{th}}-1} \sum_{k=1}^n \frac{1}{\prod_{k=1}^n n_k! k!^{n_k}} \prod_{k=1}^n \left[-4\pi\lambda_a \times \int_{r_r}^{\infty} (N_{\text{tx}}R(\Omega_{r_r}, j|r))^k \exp\{-N_{\text{tx}}R(\Omega_{r_r}, j|r)\} r^2 dr \right]^{n_k} \right], \quad (40)$$

the summation \sum is over all n -tuples of nonnegative integers (n_1, \dots, n_n) satisfying the constraint $1 \cdot n_1 + 2 \cdot n_2 + \dots + k \cdot n_k + \dots + n \cdot n_n = n$, $b_{1:j-1}$ is the bit sequence from the first bit to the $(j-1)$ th bit, \hat{b}_j is the detected j th bit, and P_1 and P_0 denote the probability of sending bit-1 and bit-0, respectively. In (39) and (40), $R(\Omega_{r_r}, j|r)$ is given in (36) for the absorbing receiver and (37) for the passive receiver, respectively.

Proof: See Appendix D. ■

The results in Eq. (39) and Eq. (40) of Theorem 1 have combinatorial complexity with multiple sums and products. In order to gain insight on the impact of the system parameters (except N_{th}) on the derived bit error probability, we present a simple expression in the following lemma for the j th bit error probability when the detection threshold N_{th} equals 1.

Lemma 3: With $N_{\text{th}} = 1$, the j th bit error probability of the large-scale molecular communication system with molecule degradation is given by (38) with

$$P_e[\hat{b}_j = 0 | b_j = 1, b_{1:j-1}] \approx \exp \left\{ -\lambda_a \int_{r_r}^{\infty} (1 - \exp\{-N_{\text{tx}}R(\Omega_{r_r}, j|r)\}) 4\pi r^2 dr \right\}, \quad (41)$$

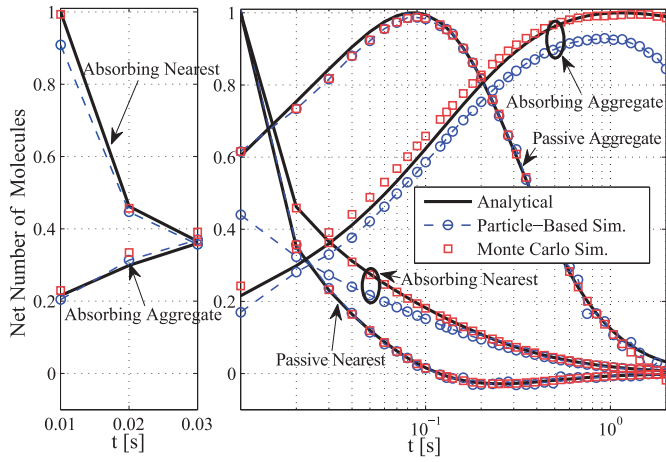


Fig. 2. Net number of observed molecules at the receiver as a function of time. All curves are scaled by the maximum value of the analytical curves in the right subplot.

and

$$P_e \left[\hat{b}_j = 1 | b_j = 0, b_{1:j-1} \right] \approx 1 - \exp \left\{ -\lambda_a \int_{r_r}^{\infty} (1 - \exp \{ -N_{tx} R(\Omega_{r_r}, j | r) \}) 4\pi r^2 dr \right\}. \quad (42)$$

In (41) and (42), $R(\Omega_{r_r}, j | r)$ is given in (36) for the absorbing receiver, and (37) for the passive receiver, respectively.

Proof: See Appendix E. ■

To simplify further, we present the *single* bit error probability (without ISI) of the large-scale molecular communication system *without* molecule degradation at the absorbing receiver with $N_{th} = 1$ and $k_d = 0$ as

$$P_e \left[\hat{b}_1 = 0 | b_1 = 1 \right] \approx \exp \left\{ -4\pi \lambda_a \int_{r_r}^{\infty} r^2 \left(1 - \exp \left\{ -N_{tx} \frac{r_r}{r} \operatorname{erfc} \left\{ \frac{r - r_r}{\sqrt{4DT_b}} \right\} \right\} \right) dr \right\}. \quad (43)$$

We see that the single bit error probability of the absorbing receiver improves by increasing the diffusion coefficient, the number of transmit molecules, or the density of transmitters. This is because with a single bit-1 transmitted at all the transmitters, no ISI needs to be considered and so a higher peak value of net number of absorbed molecules results in a better bit error probability.

VI. NUMERICAL AND SIMULATION RESULTS

Throughout this section, we focus on Monte Carlo approaches to conduct the simulations, which we also compare with particle-based simulations. We consider two types of Monte Carlo simulations. Both types use a HPPP to generate the locations of the transmitters. In the first type, which we use in Figs. 2–5, observations in each realization are “simulated” by adding the *expected* observation from every transmitter at the sampling time in (11) and (20). In the second type, which we use in Figs. 6–9, observations in each realization are “simulated” by *drawing from the Poisson distribution* as

TABLE I
THE SIMULATION PARAMETERS AND SCALING VALUES APPLIED IN FIG. 2

Transmitter	Receiver	Realizations	Time Step [s]	Scaling Value
Nearest	Passive	10^4	10^{-2}	149.57
Nearest	Absorbing	10^4	10^{-2}	354.52
Aggregate	Passive	10^4	10^{-2}	9.252
Aggregate	Absorbing	10^3	10^{-3}	59.42

in (32) and (34), whose mean is the sum of the observations expected from every transmitter at the sampling time. The second type generates distributions of individual observations in order to measure the bit error probability.

In this section, we first validate the Monte Carlo approaches by comparing with particle-based simulations and our analytical results for the net number of molecules at the receiver. Due to the extensive computational demands to simulate large molecular communication environments with a particle-based approach, we then rely on Monte Carlo simulations for further verification of the channel impulse responses and the bit error performance. In all figures of this section, we set $r_r = 5 \mu\text{m}$.

In Figs. 2, 3, and 4, we set $N_{tx} = 10^4$, and $k_d = 0$ to focus on normal diffusion without molecule degradation in a large-scale system. The analytical curves of the expected number of molecules absorbed at the absorbing receiver due to all transmitters, the nearest transmitter, and the other transmitters are plotted using (28), (23), and (24), and are abbreviated as “Absorbing All”, “Absorbing Nearest”, and “Absorbing Aggregate”, respectively. The analytical curves of the expected number of molecules observed inside the passive receiver due to all transmitters, the nearest transmitter, the other transmitters are plotted using (27), (23), and (24), and are abbreviated as “Passive All”, “Passive Nearest”, and “Passive Aggregate”, respectively. The analytical curves and the simulations are occasionally abbreviated as “Anal.” and “Sim.”, respectively.

A. Validation of Simulation Approaches

The Monte Carlo approaches assume that the channel response for a single transmitter is correct. We check this assumption by comparing the first Monte Carlo approach with particle-based simulations generated using the simulation algorithm in [11] and the AcCoRD simulator (Actor-based Communication via Reaction-Diffusion) [35]. In the first Monte Carlo approach, every realization is simulated by calculating the net number of molecules due to each transmitter using (11) and (20) for the absorbing and passive receivers, respectively. In the particle-based approach, observations in each realization are “simulated” by placing individual molecules at each transmitter, moving each molecule by Brownian motion, and checking whether each molecule diffused into the passive receiver or was absorbed by the absorbing receiver. AcCoRD simulations are defined by configuration files; here, each configuration file listed the transmitter locations as specified by the current permutation of the HPPP, and each transmitter permutation was simulated at least 10 times.

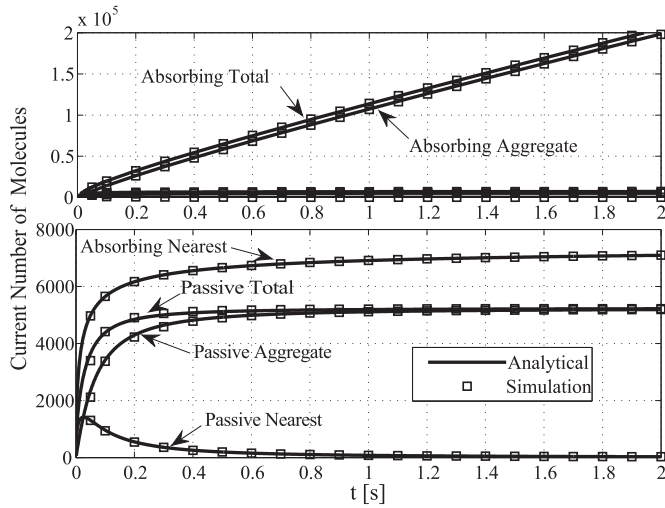


Fig. 3. Expected number of molecules observed at the receiver as a function of time.

The simulation approaches are compared in Fig. 2, where we set $D = 80 \times 10^{-12} \frac{\text{m}^2}{\text{s}}$ and assume that the transmitters are placed up to $R_a = 50 \mu\text{m}$ from the center of the receiver at a density of $\lambda_a = 10^{-4}$ transmitters per μm^3 (i.e., 52 transmitters on average, including the exclusion of the receiver volume). The receiver takes samples every $T_{ss} = 0.01$ s and calculates the *net change* in the number of observed molecules between samples. The default simulation time step is also 0.01 s. Unless otherwise noted, all simulation results were averaged over 10^4 transmitter location permutations, as shown in Table I.

In Fig. 2, we verify the analytical expressions for the expected net number of molecules observed during $[t, t + T_{ss}]$ at both receivers in (23), and (24) by comparing with the particle-based simulations and the Monte Carlo simulations. In the right subplot of Fig. 2, we compare passive and absorbing receivers and observe the expected net number of observed molecules during $[t, t + T_{ss}]$ due to the nearest transmitter and due to the other transmitters. In the left subplot of Fig. 2, we lower the simulation time step to 10^{-4} s for the first few samples of the two absorbing receiver cases, in order to demonstrate the corresponding improvement in accuracy⁴. All curves in both subplots are scaled by the maximum value of the corresponding analytical curve in the right subplot; the scaling values and other simulation parameters are summarized in Table I.

1) *Particle-Based Simulation Validation*: Overall, there is good agreement between the analytical curves and the particle-based simulations in the right subplot of Fig. 2. The analytical results for the net number of molecules observed inside the passive receiver during $[t, t + T_{ss}]$ due to the nearest transmitter are highly accurate, and even captures the net loss of molecules observed after $t = 0.1$ s. The particle-based simulation of the “Passive Aggregate” case also becomes noisier with increasing t as the normalized net number of molecules goes

⁴Only the data points at intervals of 10^{-2} s are presented in the left subplot of Fig. 2 to avoid crowded markers.

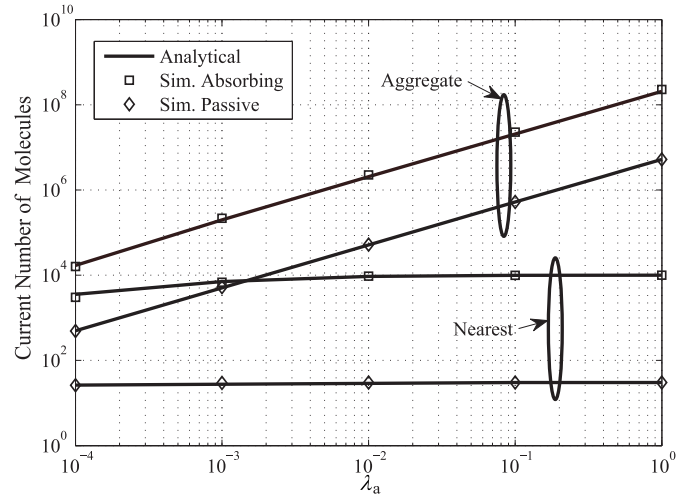


Fig. 4. Expected number of molecules observed at the receiver at time $t = 2$ s as a function of the density of transmitters.

below 0.3, which is due to the very low number of molecules observed (the scaling factor in this case is only 9.525; see Table I) and can be improved by averaging over more realizations. Both simulation approaches slightly underestimate the analytical curve in the “Passive Aggregate” case for $t < 0.1$ s, due to the constraint on the placement of transmitters to within a radius of $R_a = 50 \mu\text{m}$ (which we relax in later figures once we do not include particle-based simulations).

There is less agreement between the particle-based simulations and the analytical expressions for the absorbing receiver, and this is primarily due to the large simulation time step (even though we used a smaller time step for the aggregate transmitter case in the right subplot; see Table I). To demonstrate the impact of the time step, the left subplot shows much better agreement for the absorbing receiver model by lowering the time step to 10^{-4} s. This improvement is especially true in the case of the nearest transmitter, as there is significant deviation between the particle-based simulation and the analytical expression for very early times in the right subplot.

2) *Monte Carlo Simulation Validation*: There is a good match between the analytical curves and the Monte Carlo simulations for the net number of molecules observed at both types of receivers during $[t, t + T_{ss}]$ due to the nearest transmitter, which can be attributed to the large number of molecules (as shown in Table I) and the small value of the shortest distance between the transmitter and the receiver compared with $R_a = 50 \mu\text{m}$. There is slight deviation in the Monte Carlo simulations for the expected number of molecules observed at both types of receivers due to the other transmitters, and this is primarily due to the restricted placement of transmitters to the maximum distance $R_a = 50 \mu\text{m}$. In Figs. 3 and 4, better agreement between the analytical curves and Monte Carlo simulation is achieved by increasing the maximum placement distance R_a .

Due to the extensive computational demands to simulate such large molecular communication environments, we assume that the particle-based simulations have sufficiently verified the analytical models. The remaining simulation results in

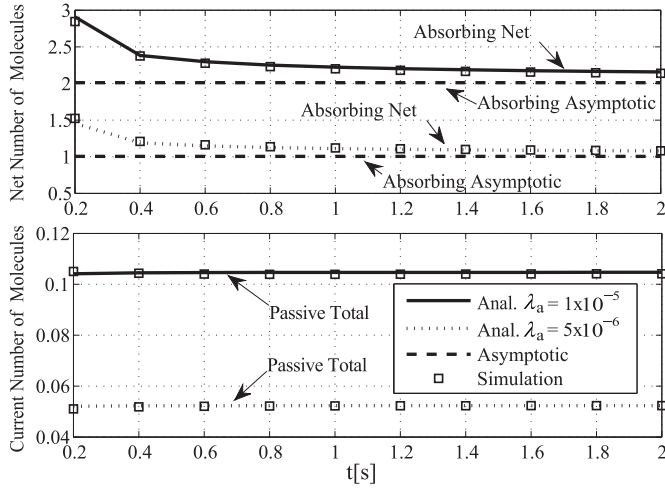


Fig. 5. Expected net number of molecules observed at the receiver as a function of time.

the rest of the figures are only generated via Monte Carlo simulation.

B. Channel Impulse Response Evaluation

From Fig. 2 and the scaling values in Table I, we see that the expected net number of molecules observed at the absorbing receiver is much larger than that inside the passive receiver, since every molecule arriving at the absorbing receiver is permanently absorbed. We also notice that the expected net number of observed molecules due to the nearest transmitter is much larger than that due to the other transmitters, which may be due to a relatively low transmitter density.

Figs. 3 and 4 plot the expected number of molecules currently observed at the absorbing receiver and the passive receiver at time t rather than their net change during each sampling interval. In Figs. 3 and 4, we set the parameters: $D = 120 \times 10^{-12} \frac{\text{m}^2}{\text{s}}$, $R_a = 100 \mu\text{m}$, and $T_{ss} = 0.1 \text{ s}$. We set the density of transmitters as $\lambda_a = 10^{-3}/\mu\text{m}^3$. As shown in the lower subplot of Fig. 3, even though the point transmitters have random locations, the channel responses of the receivers due to the nearest transmitter in this large-scale molecular communication system are consistent with those observed at the absorbing receiver in [11, Fig. 4] and the passive receiver in [6, Fig. 2] and [25, Fig. 1] for a point-to-point molecular communication system.

In Fig. 3, we notice that the expected number of molecules currently observed at time t due to all transmitters is dominated by the other transmitters, rather than the nearest transmitter, which is due to the increased number of molecules received from the other transmitters with the higher density of transmitters compared to that in Fig. 2. Furthermore, as we might expect, the expected number of molecules currently observed inside the passive receiver at time t stabilizes after $t = 0.8 \text{ s}$, whereas that at the absorbing receiver eventually increases linearly with increasing time. This reveals the potential differences in appropriate demodulation design for these two types of receiver. More specifically, unlike the demodulation for passive receiver, demodulation using the number of molecules

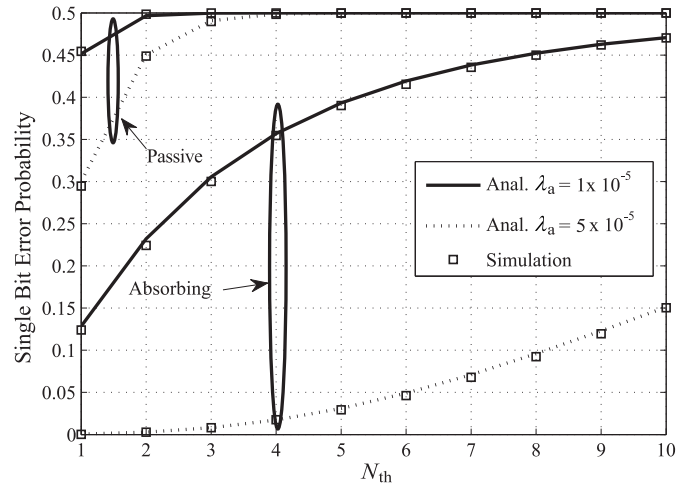


Fig. 6. Single bit error probability as a function of threshold.

currently absorbed by the absorbing receiver is not a suitable design, since it cannot have a single optimal threshold.

Fig. 4 plots the expected number of molecules observed at the absorbing receiver and the passive receiver at $t = 2 \text{ s}$ versus the density of transmitters λ_a . With the increase of λ_a , the number of observed molecules due to the other transmitters increases, whereas the number of observed molecules due to the nearest transmitter remains almost unchanged. More importantly, the dominant effect of the other transmitters on the number of observed molecules becomes more obvious as λ_a increases.

C. Demodulation Criteria and Single Bit Error Performance

From Figs. 3 and 4, the *current* number of absorbed molecules increases with increasing time and transmitter density, thus demodulation based on the *current* number of molecules absorbed by the absorbing receiver will require an increasing demodulation threshold for larger t and λ_a . Hence, in our model, the demodulation of the absorbing receiver is based on the *net* number of absorbed molecules, whereas the demodulation of the passive receiver is based on the *current* number of molecules observed at the receiver. In Figs. 5 and 6, we set $N_{tx} = 20$, $k_d = 0$, $T_b = 0.2 \text{ s}$, $R_a = 100 \mu\text{m}$, $D = 80 \times 10^{-11} \frac{\text{m}^2}{\text{s}}$, and with only a single bit-1 transmitted at $t = 0$, i.e., the transmit bit sequence is [1 0 0 0 ...].

Fig. 5 plots the net number of molecules absorbed by the absorbing receiver during one bit interval T_b in the upper subfigure, and the number of observed molecules at the passive receiver at the end of each bit interval T_b in the lower subfigure, each with different transmitter densities. We also plot the asymptotic net number of absorbed molecules using (30) with a dashed line. We see that the net number of molecules absorbed by the absorbing receiver during each bit interval decreases as time increases, and converges to the asymptotic value. The number of observed molecules inside the passive receiver at the end of every bit interval remains comparable as time increases, which suggests that taking multiple samples of the number of observed molecules at different times in

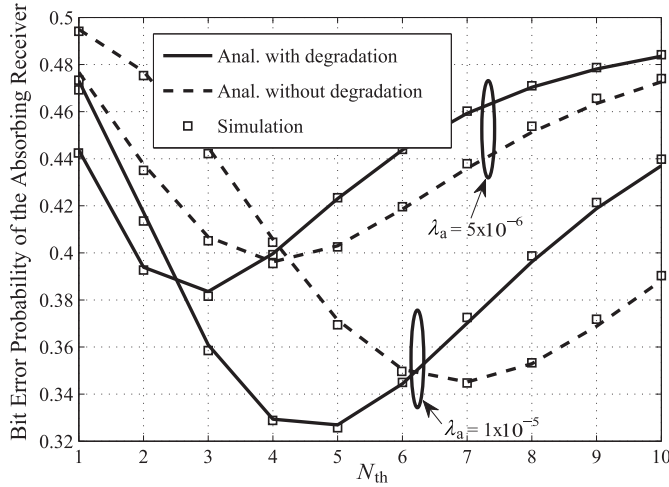


Fig. 7. Bit error probability of the absorbing receiver as a function of threshold.

one bit interval may not greatly improve the detection reliability. For both receivers, the ISI is not small compared with the observation in the first bit interval, which demonstrates the high ISI in the large-scale molecular communication system.

In Fig. 6, we start using the second Monte Carlo approach for simulations in order to generate distributions of observations, and we plot the single bit error probability of both receivers using (38), in order to focus on the impact of multiple transmitters with no ISI impairment. We notice that the single bit error probability at both receivers improves with increasing λ_a , which is due to the increased number of molecules absorbed by the absorbing receiver during $t \in [0, T_b]$, and the increased number of observed molecules inside the passive receiver at $t = T_b$ as seen in Fig. 5. Another interesting observation is that the single bit error probability of the passive receiver is much worse than that of the absorbing receiver, which is due to the lower number of observed molecules at the passive receiver than that at the absorbing receiver. Clearly, the two receivers need different demodulation thresholds.

D. Multiple Bits Error Performance

Figs. 7 and 8 plot the bit error probabilities of the absorbing receiver and that of the passive receiver in the proposed large-scale molecular communication system, respectively, both with ($k_d = 0.8 \text{ s}^{-1}$) or without ($k_d = 0 \text{ s}^{-1}$) molecule degradation. Fig. 9 compares the bit error probabilities of the absorbing receiver and the passive receiver in the proposed large-scale molecular communication system under molecule degradation ($k_d = 0.8 \text{ s}^{-1}$) using DFD, with that using the simple detector. In Figs. 7, 8, and 9, we set the parameters: $T_b = 0.2 \text{ s}$, $R_a = 100 \text{ }\mu\text{m}$, and $D = 80 \times 10^{-11} \frac{\text{m}^2}{\text{s}}$ with a 5 bit sequence transmitted by all transmitters, where the first four bits are set as [1 0 1 0]. We set $N_{\text{tx}} = 20$ in Fig. 7, $N_{\text{tx}} = 300$ in Fig. 8, and $N_{\text{tx}} = 10^4$ in Fig. 9.

In Figs. 7 and 8, we see a good match between the analytical results in (38) and the simulations, which demonstrates the

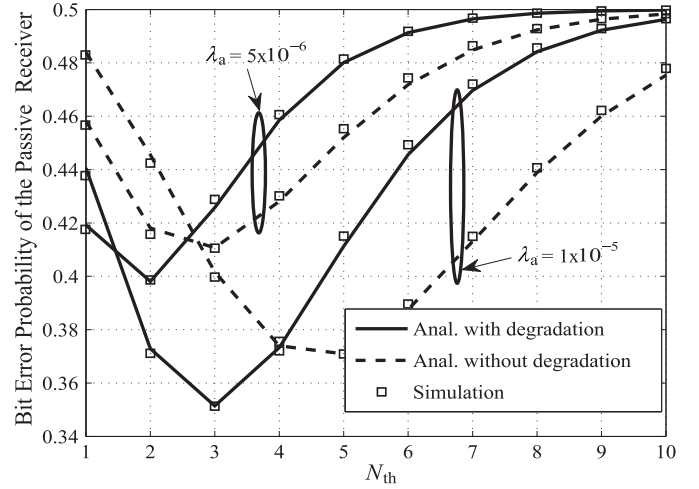


Fig. 8. Bit error probability of the passive receiver as a function of threshold.

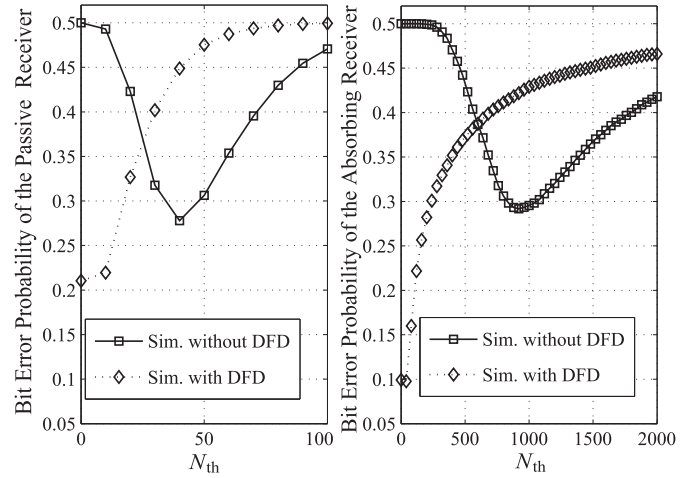


Fig. 9. Bit error probability of receivers as a function of threshold.

correctness of our derivations. We observe that the minimum bit error probability improves with increasing the density of the transmitters. We also see that the minimum bit error probability can be improved by introducing molecule degradation. This can be explained by the fact that many molecules, especially those released far from the receiver, degrade before they reach the receiver, and this reduces the ISI effect. However, the bit error probability with molecule degradation is not always better than without degradation for a given decision threshold, which can be attributed to the fact that the degradation not only reduces the ISI, but also lowers the strength of the intended signal.

In both figures, we notice that the minimum bit error probability is still not low enough for reliable transmission, even though it can be potentially improved by increasing N_{tx} . This is because with multiple transmitted bits, the ISI will accumulate and keep growing with every transmit bit-1. These observations reveal that the demodulation threshold at each bit should increase with the number of transmit bits, instead of being fixed.

We now consider the DFD at both receivers to show its potential benefits in improving the bit error probability. Fig. 9 compares the bit error probability of both receivers having molecule degradation during diffusion and DFD during detection with that without DFD during detection using Monte Carlo simulation, where the passive receiver is capable of subtracting the *current* observation in one previous bit interval $N[j-1]$ from that in the current bit interval $N[j]$, and the absorbing receiver is capable of subtracting the *net* observation in one previous bit interval $N[j-1]$ from that in the current bit interval $N[j]$ for the demodulation of the j th bit. With DFD, the j th bit is decoded based on if $N[j] - N[j-1] > N_{th}$ or not. By doing so, the accumulated ISI due to the previous bits is mitigated artificially during the demodulation process. We set $\lambda_a = 5 \times 10^{-6} / \mu\text{m}^3$. With the help of DFD, we see that the minimum bit error probability of both receivers can be improved for the proposed system.

VII. CONCLUSION

In this paper, we provided a general model for the collective signal modelling in a large-scale molecular communication system with or without degradation using stochastic geometry. The collective signal strength at a fully absorbing receiver and a passive receiver is modelled and explicitly characterized. We derived tractable expressions for the expected number of observed molecules at the fully absorbing receiver and the passive receiver, which were shown to increase with transmitter density. We also derived analytical expressions for the bit error probabilities at both receivers with a simple detector taking one sample per bit, and the minimum bit error probabilities were shown to improve with the help of degradation. The analytical model presented in this paper can also be applied for the performance evaluation of other types of receiver (e.g., partially absorbing, reversible adsorption receiver, ligand-binding receiver) in a large-scale molecular communication system by substituting its corresponding channel response.

APPENDIX A

PROOF OF PROPOSITION 1

According to [36], the probability of finding k nodes in a bounded Borel $A \subset \mathbb{R}^m$ in a homogeneous m -dimensional Poisson point process of intensity λ is given by

$$\Pr(M = k) = e^{-\lambda_a \mu(A)} \frac{(\lambda_a \mu(A))^k}{k!}, \quad (\text{A.1})$$

where M is the Poisson random variable, and $\mu(A)$ is the standard Lebesgue measure of A .

Thus, the probability of finding zero nodes in a bounded Borel $A \subset \mathbb{R}^3$ in a homogeneous 3D Poisson point process of intensity λ_a is obtained as

$$\Pr(M = 0) = e^{-\lambda_a \mu(A)}, \quad (\text{A.2})$$

where $\mu(A) = \frac{4}{3}\pi x^3 - \frac{4}{3}\pi r_r^3$, and x is the radius of the bounded ball.

Using $f_{\|x^*\|}(x) = -\frac{d\Pr(N=0)}{dx}$, we prove (21).

APPENDIX B

PROOF OF THEOREM 1

Based on (10) and (20), we can write the expected net number of molecules observed at the receiver as

$$\mathbb{E} \{N_{\text{all}}(\Omega_{r_r}, t, t + T_{ss})\} = \mathbb{E} \left\{ \sum_{x \in \Phi_a} N_{\text{tx}} \Phi(r) \right\}, \quad (\text{B.1})$$

where

$$\Phi(r) = F^{\text{FA}}(\Omega_{r_r}, t, t + T_{ss} | r), \quad (\text{B.2})$$

for the absorbing receiver, and

$$\Phi(r) = F^{\text{PS}}(\Omega_{r_r}, t + T_{ss} | r) - F^{\text{PS}}(\Omega_{r_r}, t | r), \quad (\text{B.3})$$

for the passive receiver.

According to the Campbell's theorem in 3D space, the mean of the random sum of a point process Φ_a on \mathbb{R}^3 and $N_{\text{tx}} \Phi(r)$ is given as [27, eq. (1.18)]

$$\begin{aligned} \mathbb{E} \{N_{\text{all}}(\Omega_{r_r}, t, t + T_b)\} &= \int_{\mathbb{R}^3} [N_{\text{tx}} \Phi(r)] \lambda_a dx \\ &= \lambda_a \int_{r_r}^{\infty} [N_{\text{tx}} \Phi(r)] 3 \frac{4\pi}{3} r^2 dr. \end{aligned} \quad (\text{B.4})$$

Thus, we derive

$$\mathbb{E} \{N_{\text{all}}(\Omega_{r_r}, t, t + T_{ss})\} = 4\pi \lambda_a N_{\text{tx}}^{\text{FA}} \int_{r_r}^{\infty} \Phi(r) r^2 dr. \quad (\text{B.5})$$

APPENDIX C

PROOF OF LEMMA 1

With $k_d = 0$, we rewrite (B.5) using $z = r - r_r$ as

$$\begin{aligned} \mathbb{E} \{N_{\text{all}}^{\text{FA}}(\Omega_{r_r}, t, t + T_{ss})\} &= \frac{\sqrt{4\pi} \lambda_a N_{\text{tx}} r_r}{\sqrt{D}} \int_t^{t+T_{ss}} \int_0^{\infty} z(z+r_r) \exp\left(-\frac{z^2}{4Dx}\right) dz \frac{1}{\sqrt{x^3}} dx \\ &= \frac{\sqrt{4\pi} \lambda_a N_{\text{tx}} r_r}{\sqrt{D}} \left[\int_t^{t+T_{ss}} \int_0^{\infty} z^2 \exp\left(-\frac{z^2}{4Dx}\right) dz \frac{1}{\sqrt{x^3}} dx \right. \\ &\quad \left. + r_r \int_t^{t+T_{ss}} \int_0^{\infty} z \exp\left(-\frac{z^2}{4Dx}\right) dz \frac{1}{\sqrt{x^3}} dx \right], \end{aligned} \quad (\text{C.1})$$

With mathematical manipulations, we simplify (C.1) as

$$\begin{aligned} \mathbb{E} \{N_{\text{all}}^{\text{FA}}(\Omega_{r_r}, t, t + T_{ss})\} &= 4\sqrt{\pi} \lambda_a N_{\text{tx}} r_r \left[D\sqrt{\pi} \int_t^{t+T_{ss}} dx + \sqrt{D} r_r \int_t^{t+T_{ss}} \frac{1}{\sqrt{x}} dx \right]. \end{aligned} \quad (\text{C.2})$$

Solving (C.2), we prove Lemma 1.

APPENDIX D
PROOF OF THEOREM 2

Based on the fact that

$$\frac{\partial^n (\exp\{-N_{\text{tx}}\phi x\tau\})}{\partial x^n} \Big|_{x=\phi^{-1}} = \exp\{-N_{\text{tx}}\tau\} (-N_{\text{tx}}\phi\tau)^n, \quad (\text{D.1})$$

we rewrite the error probability for the transmit bit-1 signal in the j th bit as

$$\begin{aligned} P_e[\hat{b}_j = 0 | b_j = 1] &= \int_0^\infty \exp\{-N_{\text{tx}}\tau\} f_{R_{\text{tot}}^j}(\tau) d\tau \\ &+ \sum_{n=1}^{N_{\text{th}}-1} \frac{1}{(-\phi)^n n!} \int_0^\infty \frac{\partial^n (\exp\{-N_{\text{tx}}\phi x\tau\})}{\partial x^n} \Big|_{x=\phi^{-1}} f_{R_{\text{tot}}^j}(\tau) d\tau \\ &= \mathcal{L}_{R_{\text{tot}}^j}^i(N_{\text{tx}}) + \sum_{n=1}^{N_{\text{th}}-1} \frac{1}{(-\phi)^n n!} \frac{\partial^n [\mathcal{L}_{R_{\text{tot}}^j}^i(N_{\text{tx}}\phi x)]}{\partial x^n} \Big|_{x=\phi^{-1}}, \end{aligned} \quad (\text{D.2})$$

where $f_{R_{\text{tot}}^j}(\tau)$ is the PDF of R_{tot}^j , and $\mathcal{L}_{R_{\text{tot}}^j}^i(\cdot)$ is the Laplace transform of R_{tot}^j .

According to (E.4), the Laplace transform of R_{tot}^j can be represented as

$$\begin{aligned} \mathcal{L}_{R_{\text{tot}}^j}^i(s) &= \mathbb{E} \left[\exp \left\{ -s \sum_{\Phi_a} R(\Omega_{r_r}, j | \|\mathbf{x}\|) \right\} \right] \\ &= \mathbb{E} \left[\prod_{\Phi_a} \exp \left\{ -s R(\Omega_{r_r}, j | \|\mathbf{x}\|) \right\} \right] \\ &= \exp \left\{ -\lambda_a \int_{\mathbb{R}^3} (1 - \exp\{-s R(\Omega_{r_r}, j | \|\mathbf{x}\|)\}) d\|\mathbf{x}\| \right\} \\ &= \exp \left\{ -\lambda_a \int_{r_r}^\infty (1 - \exp\{-s R(\Omega_{r_r}, j | r)\}) 4\pi r^2 dr \right\}. \end{aligned} \quad (\text{D.3})$$

Based on (D.3) and the Faà di Bruno's formula [37], we derive

$$\begin{aligned} &\frac{\partial^n [\mathcal{L}_{R_{\text{tot}}^j}^i(N_{\text{tx}}\phi x)]}{\partial x^n} \Big|_{x=\phi^{-1}} \\ &= \exp \left\{ -\lambda_a \int_{r_r}^\infty (1 - \exp\{-N_{\text{tx}}R(\Omega_{r_r}, j | r)\}) 4\pi r^2 dr \right\} \\ &\times \sum_{k=1}^n \frac{n!}{n_k! k!^{n_k}} \prod_{k=1}^n \left[-\lambda_a \int_{r_r}^\infty \left[-(-N_{\text{tx}}\phi R(\Omega_{r_r}, j | r)) \right]^{k-1} \right. \\ &\left. \times \exp\{-N_{\text{tx}}R(\Omega_{r_r}, j | r)\} 4\pi r^2 dr \right]^{n_k}, \end{aligned} \quad (\text{D.4})$$

where the summation \sum is over all n -tuples of nonnegative integers (n_1, \dots, n_n) satisfying the constraint $1 \cdot n_1 + 2 \cdot n_2 + \dots + k \cdot n_k + \dots + n \cdot n_n = n$. Noting that $\prod_{k=1}^n (-\phi)^{kn_k} = (-\phi)^n$, and substituting (D.3) and (D.4) into (D.2), we finally derive (39). We can follow a similar method to derive (40).

APPENDIX E
PROOF OF LEMMA 3

With fixed threshold-based demodulation, the error probability with the transmit bit-1 signal in the j th bit is represented as

$$\begin{aligned} P_e[\hat{b}_j = 0 | b_j = 1, b_{1:j-1}] &= \Pr[N[j] < 1] \\ &\approx \mathbb{E}_{R_{\text{tot}}^j} \left\{ \Pr \left[P(N_{\text{tx}} R_{\text{tot}}^j) < 1 | R_{\text{tot}}^j \right] \right\} \\ &= \mathbb{E}_{R_{\text{tot}}^j} \left\{ \sum_{n=0}^0 \frac{1}{n!} \exp\{-N_{\text{tx}} R_{\text{tot}}^j\} (N_{\text{tx}} R_{\text{tot}}^j)^n \right\} \\ &= \mathcal{L}_{R_{\text{tot}}^j}^i(N_{\text{tx}}), \end{aligned} \quad (\text{E.1})$$

where

$$R_{\text{tot}}^j = \sum_{x \in \Phi_a} R(\Omega_{r_r}, j | \|\mathbf{x}\|), \quad (\text{E.2})$$

with $R(\Omega_{r_r}, j | \|\mathbf{x}\|)$ given in (36) for the absorbing receiver and in (37) for the passive receiver. Substituting (D.3) into (E.1), we derive (41). We can follow a similar method to derive (42).

With the threshold-based demodulation, the error probability for a transmit bit-1 signal in the j th bit is represented as

$$\begin{aligned} P_e[\hat{b}_j = 0 | b_j = 1] &= \Pr[N[j] < N_{\text{th}}] \\ &\approx \mathbb{E}_{R_{\text{tot}}^j} \left\{ \Pr \left[P(N_{\text{tx}} R_{\text{tot}}^j) < N_{\text{th}} | R_{\text{tot}}^j \right] \right\} \\ &= \mathbb{E}_{R_{\text{tot}}^j} \left\{ \sum_{n=0}^{N_{\text{th}}-1} \frac{1}{n!} \exp\{-N_{\text{tx}} R_{\text{tot}}^j\} (N_{\text{tx}} R_{\text{tot}}^j)^n \right\} \\ &= \sum_{n=0}^{N_{\text{th}}-1} \frac{1}{n!} \int_0^\infty \exp\{-N_{\text{tx}}\tau\} (N_{\text{tx}}\tau)^n d \Pr(R_{\text{tot}}^j \leq \tau), \end{aligned} \quad (\text{E.3})$$

where

$$R_{\text{tot}}^j = \sum_{x \in \Phi_a} R(\Omega_{r_r}, j | \|\mathbf{x}\|), \quad (\text{E.4})$$

with $R(\Omega_{r_r}, j | \|\mathbf{x}\|)$ given in (36) for the absorbing receiver and in (37) for the passive receiver.

REFERENCES

- [1] Y. Deng, A. Noel, W. Guo, A. Nallanathan, and M. ElKashlan, "3D stochastic geometry model for large-scale molecular communication systems," in *Proc. IEEE GLOBECOM*, Washington, DC, USA, Dec. 2016, pp. 1–6.
- [2] T. Nakano, A. Eckford, and T. Haraguchi, *Molecular Communication*. Cambridge, U.K.: Cambridge Univ. Press, 2013.
- [3] E. A. Codling, M. J. Plank, and S. Benhamous, "Random walk models in biology," *J. Roy. Soc. Interface*, vol. 5, no. 25, pp. 813–834, Aug. 2008.
- [4] S. Atkingson and P. Williams, "Quorum sensing and social networking in the microbial world," *J. Roy. Soc. Interface*, vol. 6, no. 40, pp. 959–978, Nov. 2009.
- [5] W. Guo *et al.*, "SMIET: Simultaneous molecular information and energy transfer," *IEEE Wireless Commun.*, to be published.
- [6] I. Llatser, A. Cabellos-Aparicio, M. Pierobon, and E. Alarcon, "Detection techniques for diffusion-based molecular communication," *IEEE J. Sel. Areas Commun.*, vol. 31, no. 12, pp. 726–734, Dec. 2013.
- [7] W. Guo, C. Mias, N. Farsad, and J.-L. Wu, "Molecular versus electromagnetic wave propagation loss in macro-scale environments," *IEEE Trans. Mol. Biol. Multi-Scale Commun.*, vol. 1, no. 1, pp. 18–25, Mar. 2015.
- [8] H. C. Berg, *Random Walks in Biology*. Princeton, NJ, USA: Princeton Univ. Press, 1993.

- [9] M. S. Kuran, H. B. Yilmaz, T. Tugcu, and B. Özerman, "Energy model for communication via diffusion in nanonetworks," *Nano Commun. Netw.*, vol. 1, no. 2, pp. 86–95, Apr. 2010.
- [10] H. B. Yilmaz and C.-B. Chae, "Simulation study of molecular communication systems with an absorbing receiver: Modulation and ISI mitigation techniques," *Simulat. Model. Pract. Theory*, vol. 49, pp. 136–150, Dec. 2014.
- [11] Y. Deng, A. Noel, M. Elkashlan, A. Nallanathan, and K. C. Cheung, "Modeling and simulation of molecular communication systems with a reversible adsorption receiver," *IEEE Trans. Mol. Biol. Multi-Scale Commun.*, vol. 1, no. 4, pp. 347–362, Dec. 2015.
- [12] B. Tepekule, A. E. Pusane, H. B. Yilmaz, C.-B. Chae, and T. Tugcu, "ISI mitigation techniques in molecular communication," *IEEE Trans. Mol. Biol. Multi-Scale Commun.*, vol. 1, no. 2, pp. 202–216, Jun. 2015.
- [13] P.-J. Shih, C.-H. Lee, P.-C. Yeh, and K.-C. Chen, "Channel codes for reliability enhancement in molecular communication," *IEEE J. Sel. Areas Commun.*, vol. 31, no. 12, pp. 857–867, Dec. 2013.
- [14] S. M. Douglas, I. Bachelet, and G. M. Church, "A logic-gated nanorobot for targeted transport of molecular payloads," *Science*, vol. 335, no. 6070, pp. 831–834, Feb. 2012.
- [15] A. Cavalcanti, T. Hogg, B. Shirinzadeh, and H. C. Liaw, "Nanorobot communication techniques: A comprehensive tutorial," in *Proc. IEEE Int. Conf. Control Autom. Robot. Vis.*, Dec. 2006, pp. 1–6.
- [16] A. Noel, K. C. Cheung, and R. Schober, "A unifying model for external noise sources and ISI in diffusive molecular communication," *IEEE J. Sel. Areas Commun.*, vol. 32, no. 12, pp. 2330–2343, Dec. 2014.
- [17] G. Aminian, M. Farahnak-Ghazani, M. Mirmohseni, M. Nasiri-Kenari, and F. Fekri, "On the capacity of point-to-point and multiple-access molecular communications with ligand-receptors," *IEEE Trans. Mol. Biol. Multi-Scale Commun.*, vol. 1, no. 4, pp. 331–346, Dec. 2015.
- [18] M. Pierobon and I. F. Akyildiz, "A statistical-physical model of interference in diffusion-based molecular nanonetworks," *IEEE Trans. Commun.*, vol. 62, no. 6, pp. 2085–2095, Jun. 2014.
- [19] M. Haenggi, *Stochastic Geometry for Wireless Networks*. Cambridge, U.K.: Cambridge Univ. Press, 2012.
- [20] A. Hasan and J. G. Andrews, "The guard zone in wireless ad hoc networks," *IEEE Trans. Wireless Commun.*, vol. 6, no. 3, pp. 897–906, Mar. 2007.
- [21] T. D. Novlan, H. S. Dhillon, and J. G. Andrews, "Analytical modeling of uplink cellular networks," *IEEE Trans. Wireless Commun.*, vol. 12, no. 6, pp. 2669–2679, Jun. 2013.
- [22] Y. Deng, L. Wang, M. Elkashlan, A. Nallanathan, and R. K. Mallik, "Physical layer security in three-tier wireless sensor networks: A stochastic geometry approach," *IEEE Trans. Inf. Forensics Security*, vol. 11, no. 6, pp. 1128–1138, Jun. 2016.
- [23] Y. Deng, L. Wang, M. Elkashlan, M. Di Renzo, and J. Yuan, "Modeling and analysis of wireless power transfer in heterogeneous cellular networks," *IEEE Trans. Commun.*, vol. 64, no. 12, pp. 5290–5303, Dec. 2016.
- [24] S. Jeanson *et al.*, "Spatial distribution of bacterial colonies in a model cheese," *Appl. Environ. Microbiol.*, vol. 77, no. 4, pp. 1493–1500, Dec. 2010.
- [25] A. Noel, K. C. Cheung, and R. Schober, "Improving receiver performance of diffusive molecular communication with enzymes," *IEEE Trans. Nanobiosci.*, vol. 13, no. 1, pp. 31–43, Mar. 2014.
- [26] H. B. Yilmaz, A. C. Heren, T. Tugcu, and C.-B. Chae, "Three-dimensional channel characteristics for molecular communications with an absorbing receiver," *IEEE Commun. Lett.*, vol. 18, no. 6, pp. 929–932, Jun. 2014.
- [27] F. Baccelli and B. Błaszczyszyn, *Stochastic Geometry and Wireless Networks: Volume 1: Theory*, vol. 1. Boston, MA, USA: Now, 2009.
- [28] K. Schulten and I. Kosztin, *Lectures in Theoretical Biophysics*, 2000.
- [29] E. L. Cussler, *Diffusion: Mass Transfer in Fluid Systems*. Cambridge, U.K.: Cambridge Univ. Press, 2009.
- [30] A. C. Heren, H. B. Yilmaz, C.-B. Chae, and T. Tugcu, "Effect of degradation in molecular communication: Impairment or enhancement?" *IEEE Trans. Mol. Biol. Multi-Scale Commun.*, vol. 1, no. 2, pp. 217–229, Jun. 2015.
- [31] A. Ahmadzadeh, H. Arjmandi, A. Burkovski, and R. Schober, "Reactive receiver modeling for diffusive molecular communication systems with molecule degradation," in *Proc. IEEE ICC*, May 2016, pp. 1–7.
- [32] A. Noel, K. C. Cheung, and R. Schober, "Overcoming noise and multiuser interference in diffusive molecular communication," in *Proc. ACM NANOCOM*, Atlanta, GA, USA, May 2014, pp. 1–9.
- [33] P. Nelson, *Biological Physics: Energy, Information, Life*, 1st ed. New York, NY, USA: W. H. Freeman, 2008.
- [34] A. Noel, K. C. Cheung, and R. Schober, "Using dimensional analysis to assess scalability and accuracy in molecular communication," in *Proc. IEEE ICC MoNaCom*, Budapest, Hungary, Jun. 2013, pp. 818–823.
- [35] A. Noel, K. C. Cheung, R. Schober, D. Makrakis, and A. Hafid, "Simulating with AcCoRD: Actor-based communication via reaction-diffusion," *Nano Commun. Netw.*, vol. 11, pp. 44–75, Mar. 2017. [Online]. Available: <http://doi.org/10.1016/j.nancom.2017.02.002>
- [36] M. Haenggi, "On distances in uniformly random networks," *IEEE Trans. Inf. Theory*, vol. 51, no. 10, pp. 3584–3586, Oct. 2005.
- [37] S. Roman, "The formula of Faa di Bruno," *Amer. Math. Monthly*, vol. 37, no. 10, pp. 805–809, 1980.



Yansha Deng (S'13–M'17) received the Ph.D. degree in electrical engineering from the Queen Mary University of London, U.K., in 2015. From 2015 to 2017, she was a Post-Doctoral Research Fellow with the Department of Informatics, King's College London, U.K., where she is currently a Lecturer. Her research interests include massive MIMO, HetNets, molecular communication, cognitive radio, cooperative networks, and physical layer security. She was a recipient of the Best Paper Award from ICC 2016. She is currently an Editor of IEEE COMMUNICATIONS LETTERS. She has also served as a TPC member for many IEEE conferences, such as IEEE GLOBECOM and ICC.



Adam Noel (S'09–M'16) received the B.Eng. degree in electrical engineering from Memorial University, St. John's, Canada, in 2009 and the M.A.Sc. degree in electrical engineering and the Ph.D. degree in electrical and computer engineering from the University of British Columbia, Vancouver, Canada, in 2011 and 2015, respectively. In 2013, he was a Visiting Scientist with the Institute for Digital Communication, Friedrich-Alexander-University, Erlangen, Germany. He is currently a Post-Doctoral Fellow with the University of Ottawa, Ottawa, Canada. He was a Post-Doctoral Fellow with the University of Montreal. His current research interests include molecular communication systems, microbial system behavior, and neuron signal stimulation.

He was a recipient of several awards from the Natural Sciences and Engineering Council of Canada (NSERC) and the Best Paper Award at the 2016 IEEE International Conference on Communications. He is an Associate Editor for IEEE COMMUNICATIONS LETTERS. He is currently holding an NSERC Post-Doctoral Fellowship.



Weisi Guo (S'07–M'11–SM'17) is an Associate Professor with the University of Warwick. He has published over 100 papers and is PI on over £1.3M of research grants. He currently heads the Data-Embedded-Networks Laboratory. His research interests in network science, molecular communications, and complexity theory. He was a recipient of several international awards, including IET Innovation 15, Bell Labs Prize Finalist 14, and Semi-Finalist 16, as well as a Turing Fellowship at the Alan Turing Institute.



Arumugam Nallanathan (S'97–M'00–SM'05–F'17) has been a Professor of wireless communications with the School of Electronic Engineering and Computer Science, Queen Mary University of London, since 2017. He was with the Department of Informatics, King's College London, from 2007 to 2017, where he was Professor of wireless communications from 2013 to 2017. He was an Assistant Professor with the Department of Electrical and Computer Engineering, National University of Singapore, from 2000 to 2007. His research interests

include 5G wireless networks, Internet of Things, and molecular communications. He published over 350 technical papers in scientific journals and international conferences. He was a co-recipient of the Best Paper Award presented at the IEEE International Conference on Communications 2016 (ICC2016) and IEEE International Conference on Ultra-Wideband 2007 (ICUWB 2007). He is an IEEE Distinguished Lecturer. He was selected as a Web of Science (ISI) Highly Cited Researcher in 2016.

He was a recipient of the IEEE Communications Society SPCE Outstanding Service Award 2012 and IEEE Communications Society RCC Outstanding Service Award 2014. He is an Editor for the IEEE TRANSACTIONS ON COMMUNICATIONS and the IEEE TRANSACTIONS ON VEHICULAR TECHNOLOGY. He was an Editor of the IEEE TRANSACTIONS ON WIRELESS COMMUNICATIONS from 2006 to 2011, the IEEE WIRELESS COMMUNICATIONS LETTERS, and the IEEE SIGNAL PROCESSING LETTERS. He served as the Chair for the Signal Processing and Communication Electronics Technical Committee of IEEE Communications Society and the Technical Program Chair and a member of technical program committees in numerous IEEE conferences.



Maged ElKashlan (M'06) received the Ph.D. degree in electrical engineering from the University of British Columbia in 2006. From 2007 to 2011, he was with the Wireless and Networking Technologies Laboratory, Commonwealth Scientific and Industrial Research Organization, Australia. He held an adjunct appointment with University of Technology Sydney, Australia. In 2011, he joined the School of Electronic Engineering and Computer Science, Queen Mary University of London, U.K., as an Assistant Professor. He also holds visiting faculty

appointments with the University of New South Wales, Australia, and the Beijing University of Posts and Telecommunications, China. His research interests include massive MIMO, millimeter wave communications, and heterogeneous networks.

He was a recipient of the Best Paper Award at the IEEE International Conference on Communications (ICC) in 2014 and 2016, the International Conference on Communications and Networking in China (CHINACOM) in 2014, and the IEEE Vehicular Technology Conference (VTC-Spring) in 2013. He currently serves as an Editor for the IEEE TRANSACTIONS ON WIRELESS COMMUNICATIONS, IEEE TRANSACTIONS ON VEHICULAR TECHNOLOGY, and IEEE COMMUNICATIONS LETTERS.